

Induction Table

Spec #



Model AIT1M

Models

AIT1, AIT1M

Standard Features

- All stainless steel construction
- Induction based shelf
- Ergonomic working height
- Accommodates 2 shelves measuring 30" x 24"
- Quiet 5" swivel-tread casters 2 with brakes or stanionary feet

Warranty

- Two years parts and one year labor

AIA #

APPLICATION

Mobile or stationary, the Alluserv Induction Table is designed to hold induction chargers at an ergonomic working height. The 30" L x 24" D self size not only holds the charger, it still has plenty of room to stack your induction bases or induction plates. The under shelf has plenty of space for any kitchen equipment you want to keep close and secure.

SPECIFICATIONS

The induction table will have a top that will be constructed of 14-gauge stainless steel with a No. 4 finish and has a full marine "V" edge. The top of the table has 14-gauge under brace that channels welded in place for additional support. The legs on this table are 1.625" 16-gauge stainless steel round tubing that is fully welded to the top hat channel under brace support and under shelf.

The under shelf for this table is constructed of 16-gauge stainless steel with a No. 4 finish welded to the legs. The mobile units (AIT1M) come with 4 5" swivel polyurethane casters, two with brakes.

ALLUSERV,LLC

4900 West Electric Avenue | West Milwaukee WI | 53219

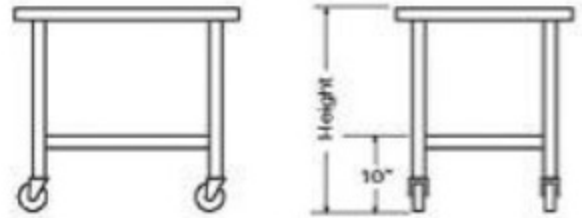
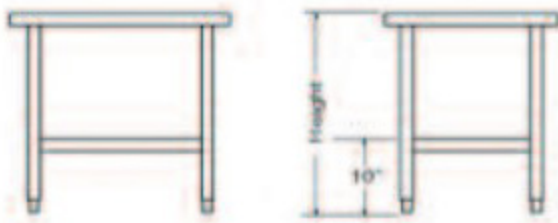
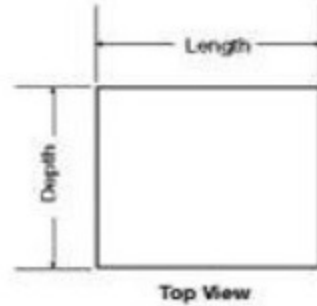
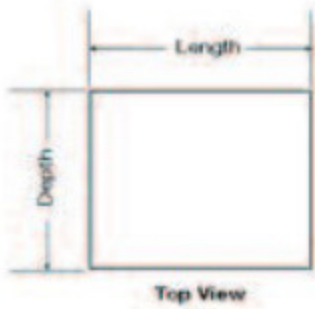
888-892-2213 | fax 636-239-8435 | info@alluserv.com | www.alluserv.com

Induction Table

Models

AIT1, AIT1M

Spec #



AIA #

MODEL INFORMATION

MODEL	FEET/CASTERS	OVERALL SIZE			SHIP WEIGHT
		D	L	H	
AIT1	Feet	24"	30"	30.12"	210 lbs.
AIT1M	Casters	24"	30"	30.12"	210 lbs.



Elevating Meal Service Experiences

4900 West Electric Avenue | West Milwaukee WI | 53219 | 888-892-2213 | fax 636-239-8435 | info@alluserv.com | www.alluserv.com